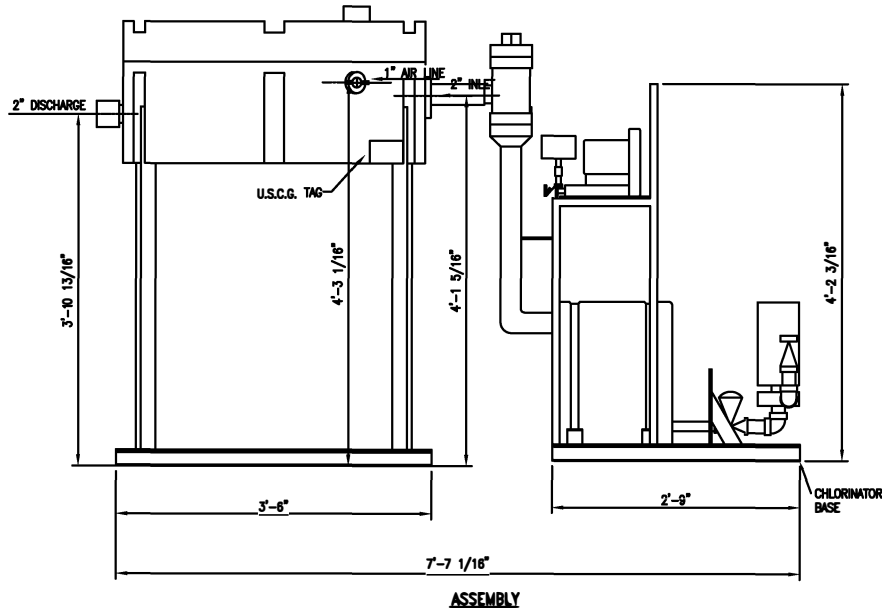
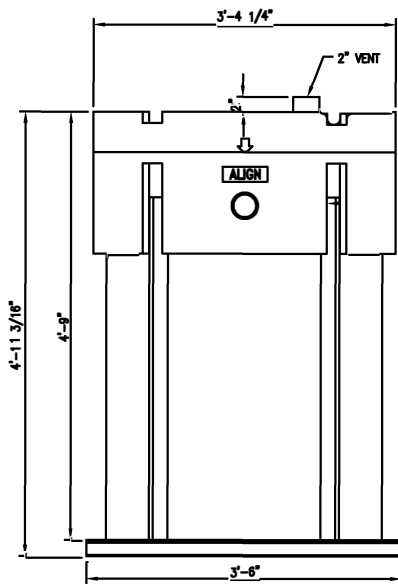


# NOTES:

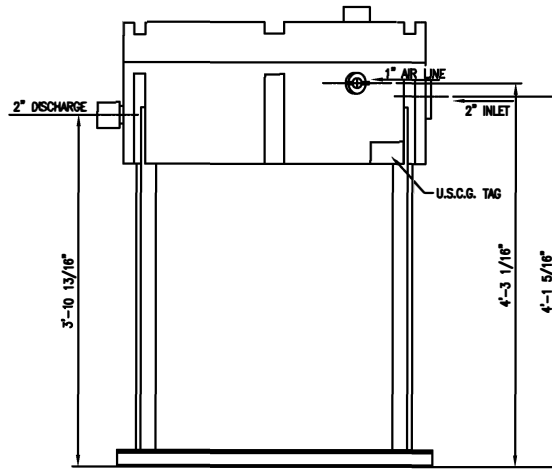
1. BASE OF CHLORINATOR TO BE EVEN OR LOWER THAT BASE OF BIO-SECTION.
2. CONNECTING PIPING AND STANDARD PLUMBING PRACTICES AND INSTALLATION SHALL BE IN ACCORDANCE WITH REQUIREMENTS OF APPLICABLE REGULATORY BODIES.



ASSEMBLY



DISCHARGE VIEW



ELEVATION

BIO-SECTION  
EST. WT.: 90 LBS. DRY  
EST. WT.: 540 LBS. OPERATING

SHS Tech

120 Row 1  
Lafayette, Louisiana

337501 8595

FAX: 337-456-3099

DATE	DESCRIPTION	DRAWN BY	CLIENT
7/15/14	ISSUED FOR APPROVAL	S.C.	TITLE
8/28/15	ISSUED FOR CONSTRUCTION	S.C.	Model P 70 RT
			PROJECT
			DATE DRAWN
			APPROVED BY
			SCALE HTS
			DRAWING NUMBER



NOTE: